



South Tyneside  
Young People's Parliament

# LGBT+ SCHOOL LEARNING EVENTS 2017



South Tyneside Council



## Participation Team

South Tyneside Council's Participation Team is committed to ensuring children and young people have a voice and are included in decision making in matters that affect them. The team is responsible for a range of work, including the following key activities:

- **South Tyneside Young people's Parliament (STYPP)** - this is a group of young people aged 12-19yrs that meets weekly at Ocean Road Community Centre. STYPP is set-up to discuss issues that affect young people living in South Tyneside and think of ways to help.
- **Junior LSCB** - this is a shadow group to the Local Safeguarding Children Board (LSCB). It influences the work of the LSCB and promotes and campaigns on safety and safeguarding issues highlighted by children and young people. The group is based in a different primary school cluster each year and consists of 12 children aged 9-11yrs.
- **MAGIC Umbrella** - this is South Tyneside's Children in Care Council, involving looked after children through three different strands: Mini-Magic for children aged 6-11yrs, MAGIC for young people aged 12-17yrs, and the Care Leavers Council for young adults aged 18yrs+.


Participation Team contact details & key responsibilities:

- **Jill Donaldson** - Participation & Engagement Officer  
Jill.Donaldson@southtyneside.gov.uk  
0191 424 6313 (Junior LSCB)
- **Laura Johnson** - Participation & Engagement Officer  
laura.kate.johnson2@southtyneside.gov.uk  
0191 424 6338 (STYPP)
- **Claire O'Callaghan** - Youth Support Lead,  
childrenincare@southtyneside.gov.uk  
0191 427 2830 (MAGIC Umbrella)

The Participation Team is managed by **Mark Benson** Participation & Engagement Lead  
mark.benson@southtyneside.gov.uk  
0191 4247757

Keep up to date with Participation Team activity:

 @ParticipationST

 Participation in South Tyneside

## Introduction

One of the main activities of South Tyneside's Young People's Parliament (STYPP) is to run an annual campaign based on an issue identified by young people. This report is the culmination of a year of hard work by young people from STYPP and schools across South Tyneside around their chosen theme for 2017: LGBT+.

**Our campaign model** campaigns are planned and delivered by STYPP with the support of South Tyneside's Participation Team. Each campaign spans 5 key milestones, beginning and ending with a residential trip to Thurston Outdoor Education Centre in the Lake District. The first milestone is a Devising Weekend where STYPP members explore the new campaign topic, test out activities and resources, and plan the year ahead. There are then 3 events (spanning February - June) run by members of STYPP with delegates attending from secondary schools across South Tyneside:

- **EVENT 1** introduces the theme and is an opportunity to gauge attendees' understanding through activities and consultation. Pupils are given consultation tools to take back to their schools to gather the views of more young people
- **EVENT 2** explores the theme further and tests out ways of addressing issues raised during the first event that may help make improvements in schools.
- **EVENT 3** is a celebration event where schools are invited to share actions and achievements made around the theme. STYPP present additional work they have undertaken and explain any further actions. Members of STYPP then pitch themes ideas for next year's campaign.

All young people who have attended the events are then invited to a residential trip as a reward for their commitment and hard work.

## 2017 LGBT+ campaign summary:

Top 5 issues to emerge from this campaign:

1. Young people and staff were inspired by the LGBT+ theme
2. LGBT+ is not considered a taboo subject though bullying remains an issue for young people
3. Young people and staff were unsure about LGBT+ language and terminology
4. There was a lack of guidance for schools to be LGBT+ inclusive
5. No young LGBT+ groups available for young people in South Tyneside

Top 5 key developments resulting from our work:

1. LGBT+ Standards for Schools
2. Poster campaign produced from young people's designs
3. Web page created to signpost key LGBT+ links and resources
4. South Tyneside signed up as Stonewall Education Champions for 2017/18
5. LBGT+ Action Group planned for young people in South Tyneside

This report describes the activities used at each event and provides a more detailed summary of our findings, developments and next steps.

## EVENT 1

### Keelmans Way School, Tuesday 7th February 2017



#### Aims of the day:

- Introduce and educate pupils about LGBT+ and what this means
- Gauge attendees understanding through activities/consultation
- Equip pupils with surveys/consultation tools to take back to their schools and gather the views of a wider group of young people

Seven schools were represented at this event: St Wilfrid's Roman Catholic College, Boldon School, Keelmans Way, St Joseph's Catholic Academy, Jarrow School, Beacon Centre and Hebburn Comprehensive.

### Introduction and ground rules

STYPP introduced the day, explained what they would be covering, and asked the room to come up with a set of ground rules. This helped attendees understand what to expect from the event and also what was expected of them. Setting the scene in this way, and agreeing ground rules, was designed to create a safe and supportive environment, and to help lower any anxiety among participants around the theme or what they would be asked to say or do.

### Activity 1: Stars

Everyone chose a paper star (red, blue, or green). They were then asked to put their name in the middle and write a different piece of personal information along each leg of the star. STYPP then asked everyone to imagine that they were experiencing 'coming out' as LGBT, before they read through a series of different scenarios. After hearing each scenario, participants would either remove a leg of their star, fold it, or leave it intact depending on the colour of their star. For example, 'your friend accepts what you tell them': Green star (leave star intact), Red star (remove that leg) and Blue star (fold over the leg).

At the end of the activity everyone was left with very different shaped 'stars'. The purpose of this activity was to represent the different journeys and experiences of people as they 'come out' and the impact it can have on all aspects of their lives. It was also a good icebreaker; it helped to reinforce the theme of the day and group participants into 4 groups. Everyone agreed this was a very powerful activity.



### Activity 2: Time Line

This activity was designed to show significant milestones through time relating to LGBT+. Each group was given a selection of cards, each showing a different date, and asked to match these dates to key events. For example, one of the milestones read out by STYPP was 'The age of consent for gay men is lowered to 16 in which year?' (The answer is 2001).

Participants really enjoyed this activity and gained a powerful insight into LGBT+ history over the past 150 years. It was also notable how shocked some young people were when they saw when certain events occurred, e.g. The World Health Organisation finally deletes 'homosexuality' from its International Classification of Diseases (1990).

### Activity 3: Definitions

Each group was asked to discuss a range of terms and come up with definitions for each. The terms included:

- Lesbian
- Bi/trans/homo phobia
- sexual orientation
- out/outed/coming out
- sex or sex assigned at birth
- Gender identity
- Bisexual
- Gay
- Trans/transgender

Groups then shared their definitions with the whole group before formal definitions were read out.

This activity gave attendees a better understanding of terms relating to LGBT+ by exploring what they already understood, and then contrasting this with more formal definitions. It also helped us to gauge the young people's understanding of LGBT+ terms and plan any further learning for the following event.

### Activity 4: Questionnaires

While STYPP were planning and developing this campaign they came up with a range of questions that they thought were important to help gauge young people's understanding of LGBT+ issues, and also identify any problem areas there may be for the young LGBT+ community. The young people developed 2 questionnaires - one for young people and the other for professionals who work with young people.

Attendees and staff were each given a copy of the questionnaire to complete. It was then explained that each school would receive electronic versions of these questionnaires. STYPP asked that participants try to collect as many completed questionnaires as possible before the next event. The questionnaires were to be completed by year 9+ students and members of staff



### Activity 5: Brick and Hammers

The final activity of event 1 was to identify any possible barriers that young people may face if they were to campaign and/or address LGBT+ issues in schools.

All participants, including staff, were given some coloured 'bricks'. Everyone was asked to think about possible barriers or obstacles they may face if they were to raise LGBT+ issues in school. They were then asked to write a different barrier or issue on each brick. The bricks were collected and used to create a wall. The group then began discussing the barriers and thinking about what they could write on their 'hammers' to break down these barriers.

This activity helped us to explore concerns about working on the LGBT+ theme in schools, and to identify solutions and ease any anxieties of pupils and staff. For example, 'people might think I'm gay if I talk about this subject'.

### Evaluation Form

Evaluation forms were completed and returned. This enables us to make improvements or changes for future events.

## EVENT 2

### Jarrow School

Thursday 6th April 2017

#### Aims of the day:

- To explore the theme further, focusing on areas highlighted during event 1 or through survey results
- Further consultation using fun and interactive activities, particularly exploring ideas on how improvements can be made.
- To prepare participants to return to schools equipped to develop ideas further within their school/community and feedback any notable developments.

Seven schools were represented at this event: St Wilfrid's Roman Catholic College, Boldon School, Keelmans Way, St Joseph's Catholic Academy, Jarrow School, Beacon Centre and Hebburn Comprehensive.

### Introduction, Ground Rules and Recap

As with the previous event STYPP gave a quick introduction explaining what they would be covering on the day and then asked the room to come up with a set of ground rules. They also recapped what was achieved at the last event using some visual reminders pinned to the wall, e.g. Star activity, LGBT+ History Time Line, Definition exercise, and Questionnaires.

### Survey results

At our first event we asked all attendees to take questionnaires to their schools to gather views from young people to help identify any problems, and improve outcomes, for the young LGBT+ community and staff supporting them. We were overwhelmed with the response we received - over 450 young people and over 50 professionals returned surveys. We thanked schools for their support and shared some of the results (see page 12)

### Activity 1: Cartoon Families (ice-breaker)

When pupils arrived they were each given an envelope containing a cartoon character. This activity asked them to open their envelope and move around the room to find other people who had a character belonging to the same cartoon family. For example, if they had a Disney Princess they would join the group of Disney Princesses. This was a fun way to split attendees into their working groups and generate some energy and fun in the room.

### Activity 2: Slang Word

Each group was given a different example of sexuality and asked to write on post-it notes as many words/descriptions as they could. We then chose 3-4 examples from each group and asked the room to vote to categorise each word/phrase as either APPROPRIATE or NOT APPROPRIATE. The words were then placed at the corresponding position on a continuum on the wall. This activity was useful in identifying slang words, and words not everyone was aware of. It opened up interesting discussions and highlighted that if you are ever doubtful about a word being offensive - always find out before using it!

### Activity 3: Map exercise

We provided each table with a basic plan of a school containing all the usual key areas. We then gave them a scenario and asked them to complete the following:

- RED DOT: where you might feel unsafe during your school day
- GREEN DOT: where you feel safe during your school day.

Each table was then asked to use post-its to write down ideas to address some of the unsafe places and problems that may occur. Each post-it was then connected with an arrow to show us what could be put in place to create an LGBT+ friendly school environment. We then asked each group to use a paper star to highlight the most important example, one that would make the biggest difference to school environment. For example, potential bullying hotspots should be monitored and incidents recorded by staff.

### Activity 4: Staff qualities

Each group was given a large sheet of paper and a volunteer was asked to lie down to be drawn around. It was explained that this was their chance to design their 'ideal LGBT+ support member of staff'. They were asked to add ideas for 'qualities' using drawings and notes. For example, a big brain (lots of knowledge about LGBT+), a huge heart (caring), etc. To identify the key quality we again asked each group to use a coloured star to show the most important characteristic - the most popular choices were: LGBT+ knowledge, confidentiality and 'be approachable'.

### Activity 5: Film - Love is all you need -

<https://www.youtube.com/watch?v=3ROXTFfkfco>

'Love is all you need' tells the story of a young person facing abuse and discrimination because of their sexuality. The film is unusual in that it reverses the direction of prejudice, showing a girl growing up in a world dominated by same sex relationships and exploring the repercussions to her realisation that she has heterosexual feelings.

STYPP staff introduced the film and explained that if anyone found any of the scenes upsetting they could leave the room at any point and staff would be available for support. They also highlighted that beliefs portrayed in the film are not necessarily true of all people belonging to that religion. After the film each group discussed the content and fed back that this was a very powerful and thought provoking film.

PLEASE NOTE: STYPP chose to stop the film at 14min 15s due to the upsetting nature of the final scene

### Activity 6: Rainbow Activity

Each pupil was given a sheet containing a picture of a rainbow. Each colour of the rainbow represented a question they were asked to answer relating to LGBT+ lesson plans.

### Activity 7: Film - Love has no labels -

<https://www.youtube.com/watch?v=PnDgZUGlhHs>

We ended the event by showing an inspirational film, celebrating the idea of love between people of all faiths and backgrounds, successfully ending the event on a positive note!

### Evaluation

Along one wall we displayed pictures showing examples of the activities we had used over the last 2 events. We asked everyone to use stickers to vote for their 'top 3' activities and tell us what they thought would be helpful to show to other students.



## EVENT 3

### South Shields Town Hall

Wednesday 5th July 2017

#### Aim of the day:

- Each school to share actions and achievements as a result of involvement in the campaign
- To vote on poster designs produced by schools
- STYPP to present an update of their work on the theme, highlight any achievements, and explain any further actions
- Members of STYPP to pitch 5 themes for next year's campaign and theme to be decided by a vote. Winning theme to be announced at close of event.

Five schools were represented at this event: Hebburn, Jarrow, Beacon Centre, Keelmans Way and St Wilfrid's Roman Catholic College.

#### Activity 1: Step Forward (ice-breaker)

Everyone was given a piece of paper that gave them a sexuality for the purpose of the exercise. They were then asked to stand in a line at the back of the room and asked to respond to a series of statements by either taking 2 steps forward if their answer is yes, 1 step forward if their answer is maybe/sometimes and to stay where you are if their answer is no. Statements included: You can walk down the street without being afraid of being harassed or attacked; you can be yourself with your friends and family; you can fall in love with the person of your choice without worrying about what others will say, etc.

When all the questions had been asked the participants found themselves in different areas of the room. However, those who had been given the same identity were standing in the same position as each other. This showed all had very similar feelings/responses to questions. The aim of this activity was to highlight that how you identify has a big impact on how much you can be yourself and around others. In a completely inclusive and safe world, the end of the activity would have seen EVERYBODY standing in the same place - at the front of the room!



#### Recap

As a reminder of what we did at previous events, and for the benefit of those who weren't there, we asked attendees to do a recap activity. Each table was given two activities completed at the previous events and asked to write a description of that activity and what they learnt from it.



#### Activity 2: Film - Stonewall short - [www.stonewall.org.uk/schoolreport](http://www.stonewall.org.uk/schoolreport)

Feedback from the previous event told us that using short films had a big impact on participants who had found them really useful and enjoyable. Therefore, we decided to show 2 more short films during the final event. The first film was called 'Stonewall's School Report 2017'



#### Activity 3: Paper Airplanes



This activity was inspired by the Stonewall film, but re-created in a fun way. Each participant was given 2 pieces of paper, one coloured and one plain. On the plain piece of paper they were asked to write down a negative experience, or negative words, associated with LGBT+. Using the coloured piece of paper, they were asked to write a positive experience, or words, to do with LGBT+.

The young people were then instructed to take the plain sheet of paper and crumple it up, destroy it in any way they could. This represented getting rid of any negativity surrounding LGBT+. Using the coloured piece of paper they were instructed to make an airplane and send it flying onto another table. Once they had received and read an airplane message, they then sent it over to us in the corner of the room. We explained we would record their messages and spread them far and wide.

#### Activity 4: School Presentations

Prior to event 3 we'd asked each school to prepare a presentation to tell us about any LGBT+ work they had completed as a result of being involved in this year's STYPP events. All schools gave fantastic presentations - everyone shared examples of good practice and inspired us all with what they had achieved.

#### Activity 5: Poster Vote

Keelmans Way, Jarrow School and the Beacon Centre provided us with some fantastic images and posters produced by students at their school. There were so many that STYPP took a vote to choose their top 12 (4 from each school) prior to the event. At the event using Plicker, an interactive voting application [www.plickers.com](http://www.plickers.com), participants voted for their favourite design from each school. Hebburn School also provided a fantastic piece of photography.

The winning images have now been professionally produced into LGBT+ promotional materials and will be displayed across South Tyneside.



## Activity 6: STYPP Presentation

STYPP gave a presentation on their key findings from the campaign and gave an update on what has been, and will be, developed further.

## Activity 7: Pitching Next Year's STYPP Campaign theme

Prior to the event STYPP came up with 4 different topics that were important to them and other young people, these were: Disability Awareness, Body Image, Exam Pressures and E-Safety. They also came up with a pitch for each and filmed their pitch using the Participation Team iPad.

Pitches were shown on the TV screens in the Council Chambers and participants cast their votes on their choice for next year's theme. This exercise was supported by South Tyneside Council's Democratic Services who provided ballot papers, voting booths and a ballot box for pupils to cast their votes confidentially. Not only a great way of deciding on next year's theme, this process also gave students a glimpse of the democratic process during elections and opened up discussions about democracy and the democratic process.

## The Winner Is ....

We were joined on the day by Beverly Scanlon, Head of Learning and Early Help who acted as Returning Officer. Beverly thanked everyone involved today and all those involved in this year's events. She then announced the winning theme for next year's STYPP campaign: the winning theme for next year will be... Body Image!

## Activity 8: Fans of Love - Love Has No Labels

Film - <https://www.youtube.com/watch?v=PnDgZuGIhHs>

To bring the event to a close, we showed one last inspirational film: Fans of Love - Love has no labels

## Evaluation

Evaluation forms were completed and returned. There was also space to express interest in becoming a member of The Young People's Parliament or to receive information about our prospective new LGBT+ Action Group



# Conclusion - Key findings and achievements

In September 2016 young people from STYPP spent 3 days at Thurston OEC in the Lake District brainstorming ideas to help bring to life their latest campaign. LGBT+ was a challenging topic that was met with enthusiasm but also some trepidation. Discussions at that initial meeting were wide-ranging covering a host of issues, including: What do these terms mean? What if I say the wrong thing? What if people are bullied for their involvement? However, they worked through these questions and more, enjoying a valuable weekend that helped sketch out the direction of the campaign for 2017. This initial effort also identified some key areas of work for STYPP to pursue over the coming months: lots of preparation and research - and a bit of fun! - ensured they were ready to deliver a series of events in spring 2017, engaging secondary schools from across the borough.

## 2017 LGBT+ campaign summary - what we achieved:

1	<b>LGBT+ Standards for Schools</b> Drawn directly from group work activity and feedback from the events, we have produced South Tyneside's first 'LGBT+ School Standards'. This will be available both electronically and in hard copy and provides a checklist and supporting information to enable schools to work towards becoming fully LGBT+ inclusive. The Standards will be launched at an all school meeting in October and initial progress will be monitored through a recall day in March 2018.
2	<b>Poster campaign</b> Posters created from young people's designs will be used across schools and key sites in South Tyneside to create more visibility around LGBT+, signpost to resources, and promote an inclusive culture that values diversity.
3	<b>Web page created to signpost key LGBT+ links and resources</b> When young people evaluated the short films at the events they told us they would prefer information to be more personal and/or local to South Tyneside. This new web page tells the story of our LGBT+ campaign and contains links and resources (both local and national) for young people.
4	<b>Stonewall Education Champions 2017/18</b> As a result of feedback in our campaign survey, South Tyneside has become a Stonewall Education Champion for 2017/18. This programme provides training packages, education resources, use of key note speakers for future events/training and other benefits that will be utilised to continue developing this work during 2018.
5	<b>LGBT+ Action Group for young People</b> Young people told us that an LGBT+ action group would be a hugely positive development for South Tyneside. Discussions with partners and young people have begun and this group is planned to begin in January 2018.


STYPP's 2017 LGBT+ campaign and school learning events were a huge success. Evaluation from young people and school staff was overwhelmingly positive, and members of STYPP fed back that they felt a strong sense of achievement, had grown in confidence due to their involvement, and that the campaign had surpassed their expectations.

Here's our 2017 LGBT+ campaign in words, numbers and pictures...

**10**  
South Tyneside Schools were represented


**2**  
schools (Jarrow & Keelmans Way) hosted events

**30**  
young people were involved in the events





**31** young people attended the reward residential


Rate this event out of 5




Professional survey results:-


Do you think there are any gaps in services / education provided on the topic of LGBT+ ?   
96% said yes


Do you feel you have had enough training on teaching / offering support about LGBT+?   
92% said no

Do you feel slurs against the LGBT+ community are normalised and regarded as banter?   
85% said yes

Young Person survey results:-

Are you aware of any services for the LGBT+ community?   
85% said no

Do you think your school could offer more advice / support on the subject of LGBT+?   
67% said yes

Do you feel comfortable discussing / learning about the subject LGBT+?   
84% yes



Quotes:-

"I think they are very passionate about their work and dedicated to improving the lives of young people".

"Excellent, learned a lot and tasks were well thought out and presented"

"Absolutely brilliant"

"Really, really, really good!"

"I would like it to be longer"

"Love has no gender, that everyone is equal and we should respect people for who they are"

"They were very informative, kind and made me feel welcome"

"I learned even as young people we have and deserve a voice"

"I think it was great it was ran by the youth parliament because they spoke well and understood how to speak to us"

"Very good, the information was fantastic although at times shocking!"

"Some scary statistics - up until 1990 homosexuality was regarded as a disease"

"I think it was brilliant! They seem really clued up and I love the fact people are being educated about this now"

# Thurston Highlights

I had a fantastic weekend. I enjoyed participating in the activities and mixing with other schools. I am very grateful for the opportunity for myself and pupils from The Beacon Centre to be invited to the events and being able to join in on a residential. Pupils attend The Beacon Centre for various different reasons but we strongly believe that they should be allowed to have a fresh start. Attendance and inclusion in Youth Parliament allowed for this. Thanks again!

(Beacon Centre staff)



"Always fun, no matter how many times I go"

Rio

All the children were buzzing when they got back, and were talking about it all day on Monday. Damien and James have asked if they can go next year even though they are leaving and were disappointed when they were told that someone else would be given the chance to go. Laura has been in her element telling everyone what she had been doing and that she was "doing it for the girls, and taking one for the team"

(school staff)



"An amazing experience"

Chloe



It built my confidence up to interact with other young people who have additional needs. The best bit for me was being trusted to go.

"Pushing myself to the limit, trying new things"

Katie



"Trust Building"

"Getting to meet new people was the best bit"

Rebecca





For more information about this campaign, please contact:

Laura Johnson [laura.kate.johnson2@southtyneside.gov.uk](mailto:laura.kate.johnson2@southtyneside.gov.uk)  
0191 424 6338

For more information about participation in South Tyneside,  
contact Mark Benson, Participation and Engagement Lead  
[mark.benson@southtyneside.gov.uk](mailto:mark.benson@southtyneside.gov.uk) 0191 424 7757

Follow South Tyneside's Participation Team:

 @ParticipationST

 Participation in South Tyneside



Thank you to the following schools for their participation:

- Jarrow School
- St Joseph's Catholic Academy
- Beacon Centre
- Keelmans Way
- St Wilfrid's Roman Catholic College
- Boldon School
- Hebburn Comprehensive

Thanks to South Tyneside Young People's Parliament (STYPP) for all their hard work and inspiration: Rio, Willow, Kate, Kieron, Kelsie, Victoria, Rebecca, Katie, Larna, Hilary, Emma, Sam, Rachel, Lucy and Joseph.

Thanks also to Councillor Atkinson and Councillor Kerr for their continued support for our Young People's Parliament.